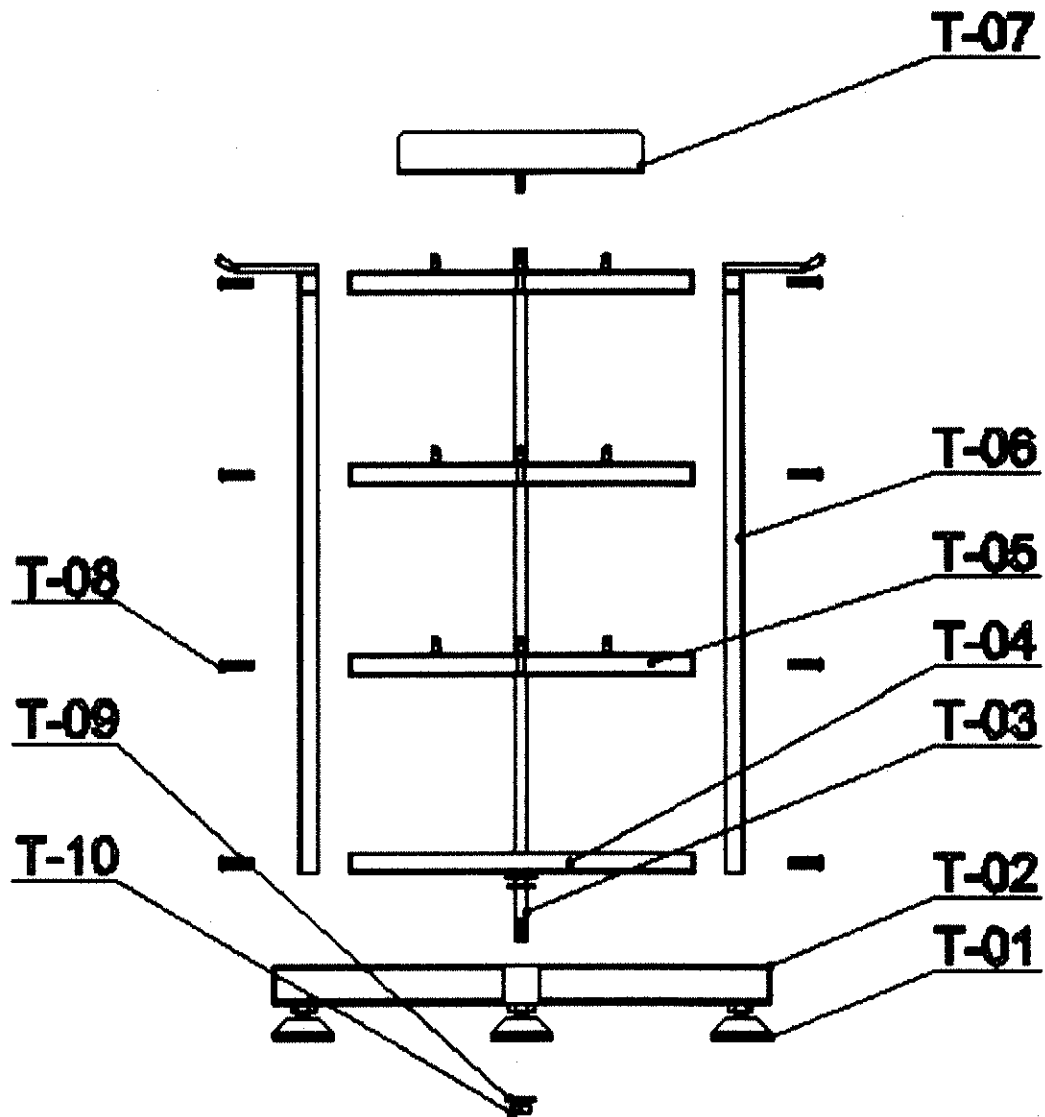
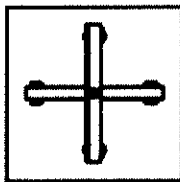


29999 INSTRUCTION



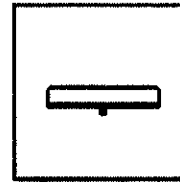
29999 COMPONENT LIST

P/N	Part description	Q' TY	Unit	Remarks
T-01	Adjusting screw	4	Pcs	To be Fixed to the T-02
T-02	The base	1	Pc	
T-03	Pin	1	Pc	
T-04	Square tube	1	Pc	
T-05	Short square tube and hooks	3	Pcs	
T-06	Long square tube and hooks	2	Pcs	
T-07	Name plate	1	pc	
T-08	Screw M6×25	8	Pcs	
T-09	Ring M8	1	pc	
T-10	Screw cap M8	1	pc	



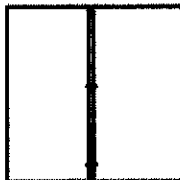
T-01 T-02

1Pc



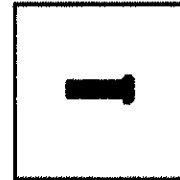
T-07

1Pc



T-03

1Pc



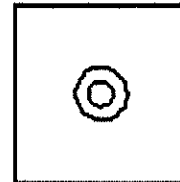
T-08

8Pcs




T-04

1Pc



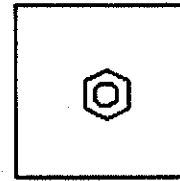
T-09

1Pc



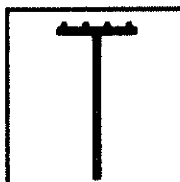
T-05

3Pcs



T-10

1Pc



T-06

2Pcs