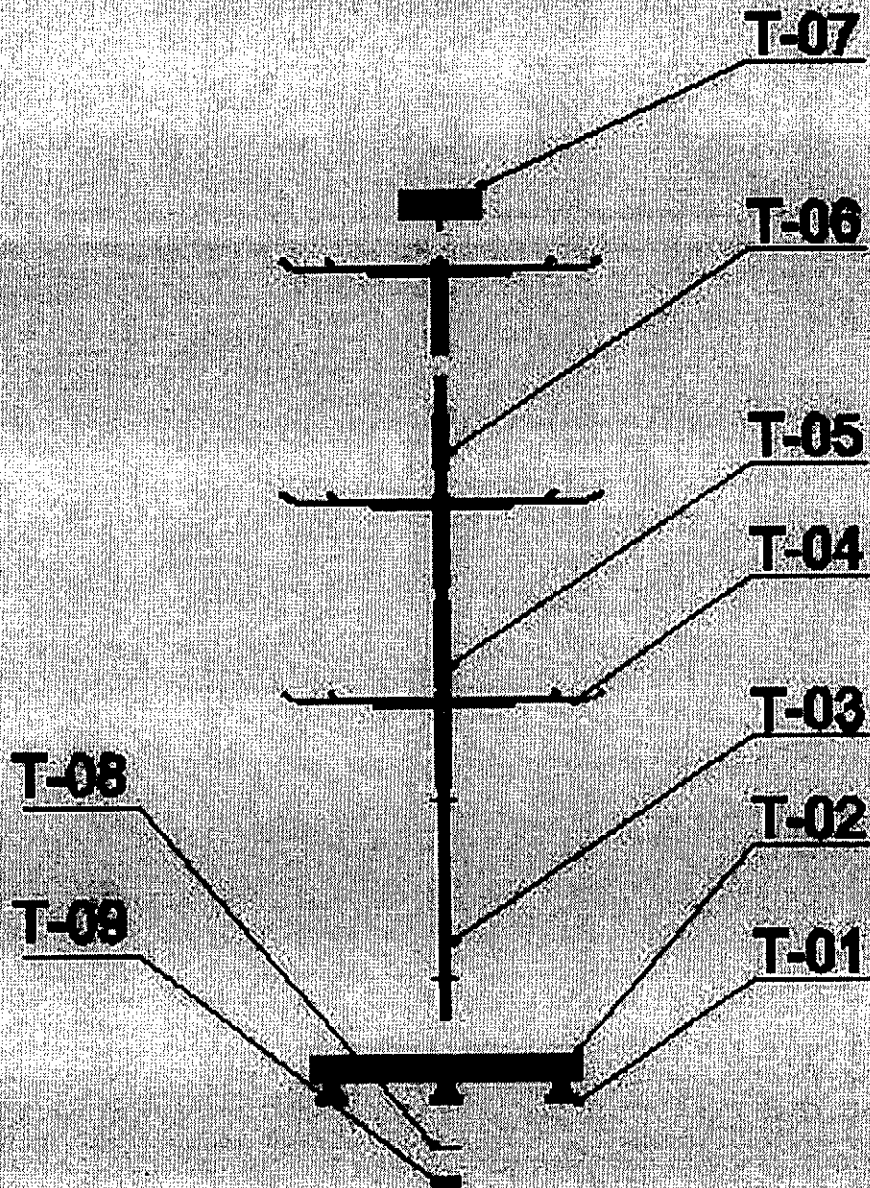



23997 INSTRUCTIONS




23997 COMPONENT LIST

P/N	Part description	Q' TY	Unit	Remarks
T-01	Adjuster screw	4	Pcs	To be fixed to the T-02
T-02	The base	1	Pc	
T-03	Pin	1	Pc	
T-04	Retaining plate	2	Pcs	
T-05	Lower Tube	1	Pc	
T-06	Tube	1	Pc	
T-07	Hex-plate	1	Pc	
T-08	Hex M12	1	Pc	
T-09	Spring cap M12	1	Pc	



1Pc

T-01 T-02




1Pcs

T-02




1Pc

T-04




1Pc

T-07



1Pc

T-05




1Pc

T-06



1Pc

T-08



1Pc

T-09