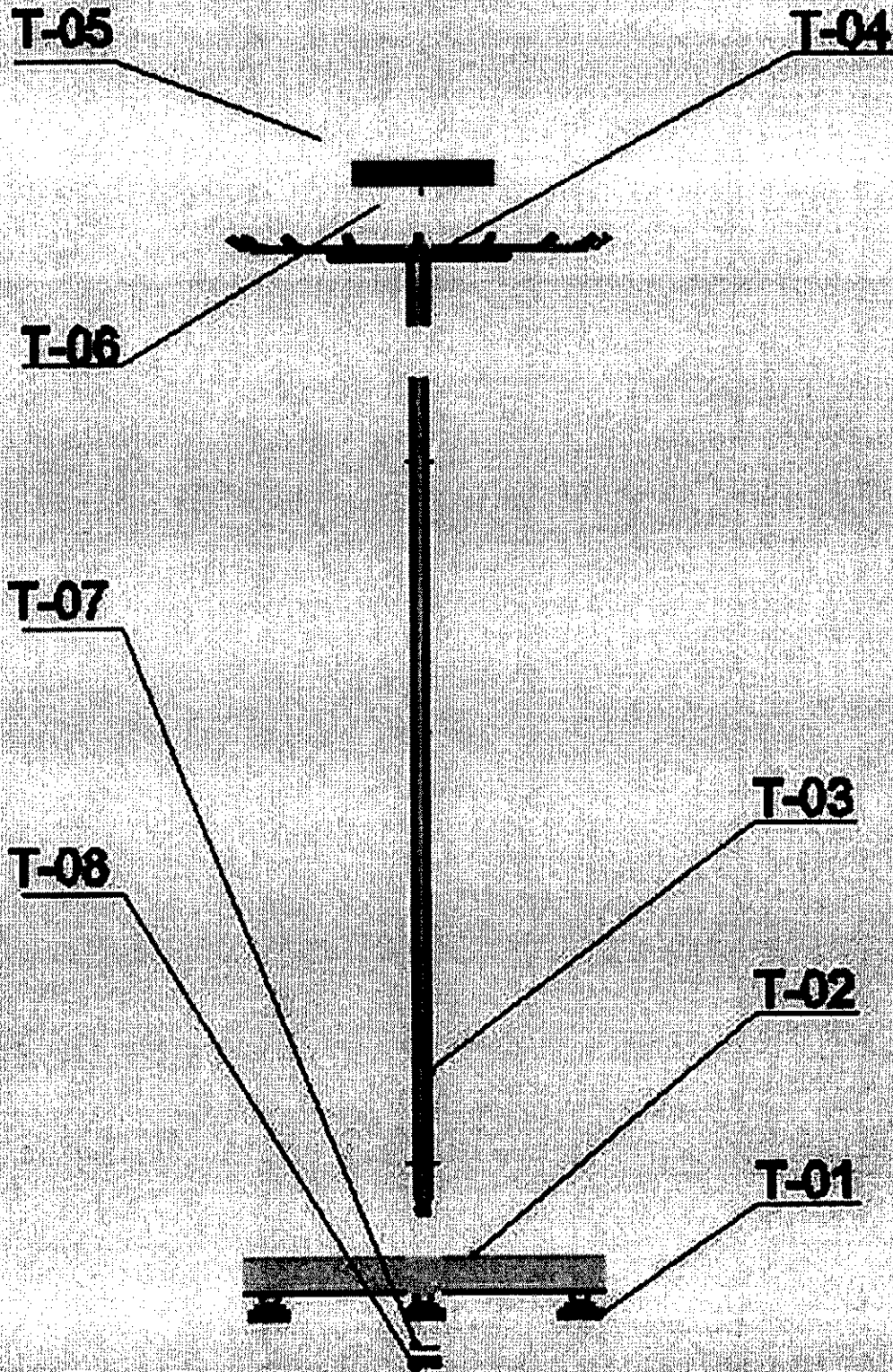



# 22999 INSTRUCTIONS




# 22999 COMPONENT LIST

P/N	Part description	Q' TY	Unit	Remarks
T-01	Adjusting screw	4	Pcs	To be Fixed to the T-02
T-02	The base	1	Pc	
T-03	Foil	1	Pc	
T-04	Rotating plate	1	Pc	
T-05	Ring M9	1	Pc	
T-06	Name-plate	1	Pc	
T-07	Ring M12	1	Pc	
T-08	Screw cap M12	1	Pc	



1 pc

T-01 T-02



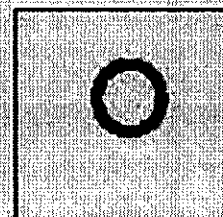
1 pc

T-06




1 pc

T-03




1 pc

T-07




1 pc

T-04



1 pc

T-08



1 pc

T-05