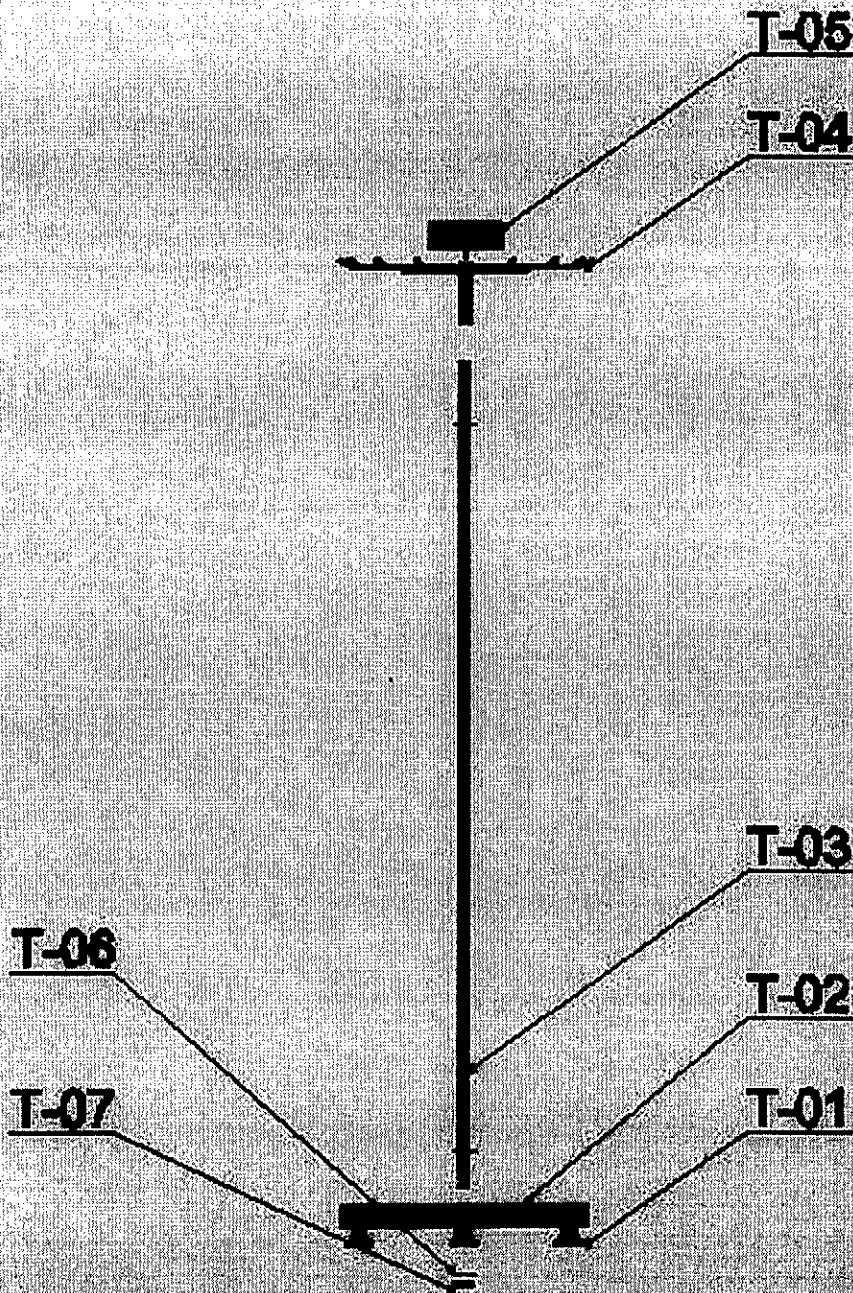


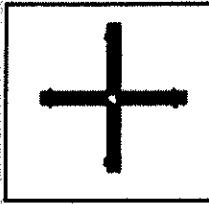
# INSTRUCTIONS



02999


# 02999 COMPONENT LIST

P/N	Part description	Q' TY	Unit	Remarks
T-01	Adjusting screw	4	Pos	To be fixed to the T-02
T-02	The base	1	Ps	
T-03	Pipe	1	Ps	
T-04	Reading plate	1	Ps	
T-05	Name plate	1	Ps	
T-06	Ring M12	1	Ps	
T-07	Screw cap M12	1	ps	



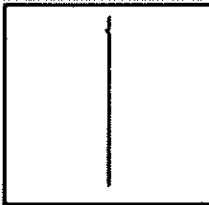
T-01 T-02

1Ps



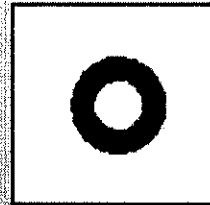
T-02

1Ps



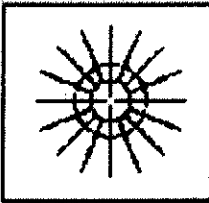
T-03

1Ps




T-04

1Ps



T-05

1Ps



T-06

1Ps